

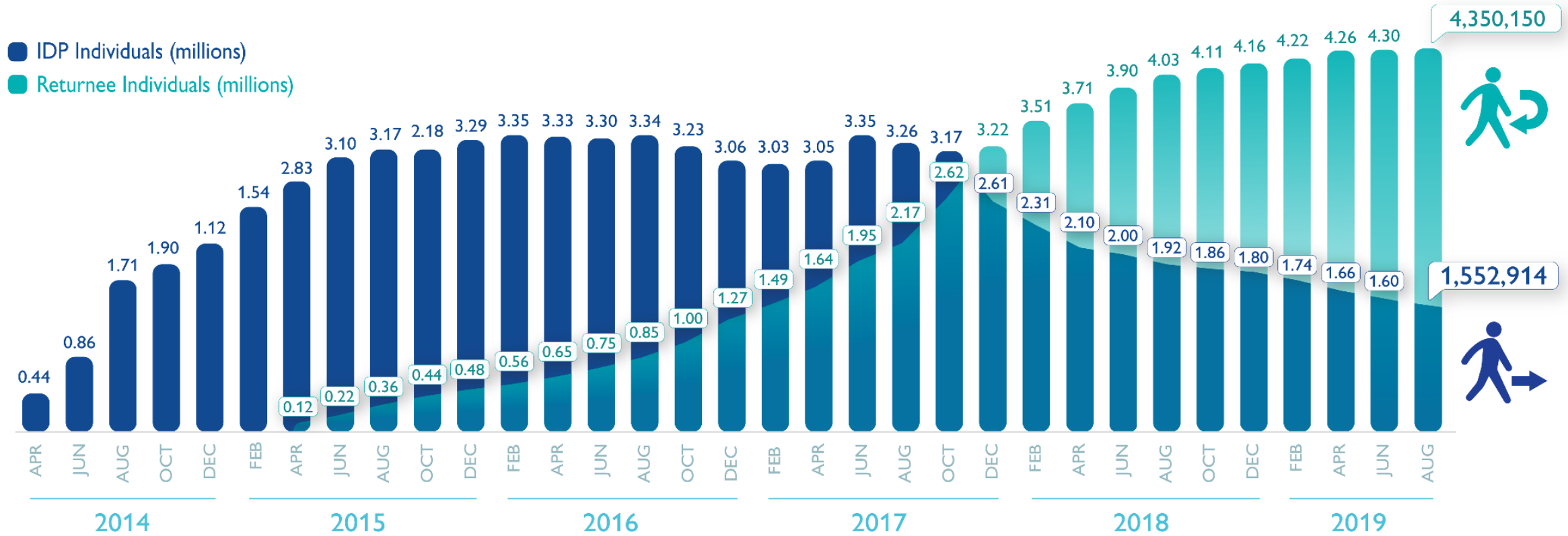


---

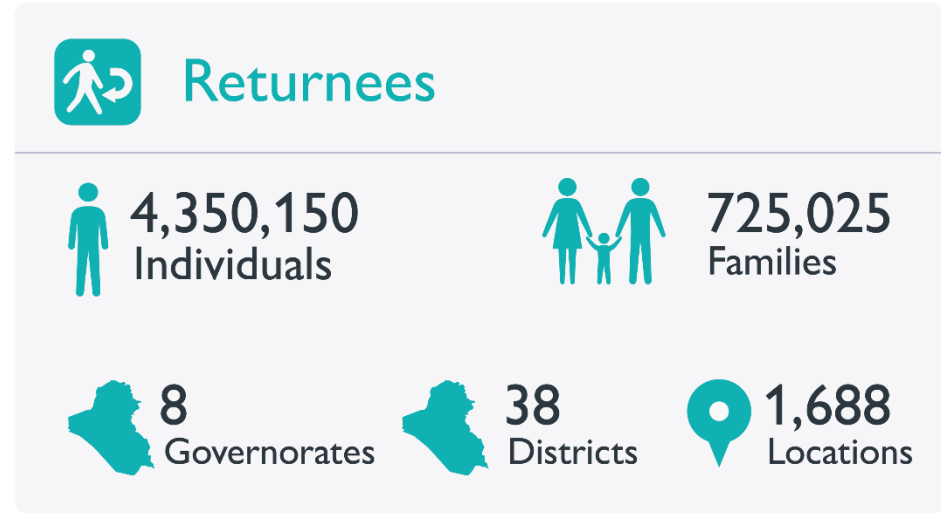
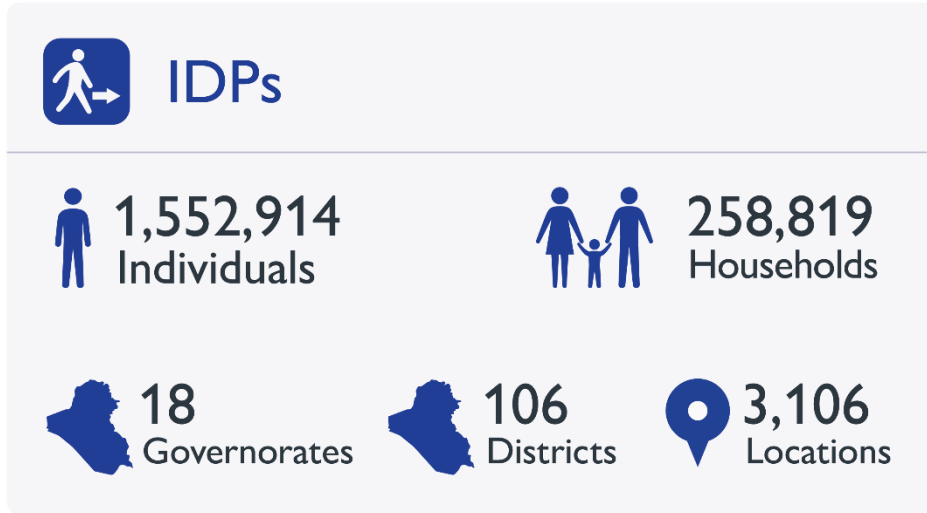
# DTM Update

RWG, 17 oct 2019

# Latest Displacement Data (July-Aug 2019)



# IDPs & Returnees: Latest Figures



**62% Private settings**  
964,788 Individuals



**30% Camps**  
472,044 Individuals



**8% Critical shelters**  
115,284 Individuals



**95% Habitual residence**  
4,145,868 Individuals



**2% Private settings**  
71,376 Individuals

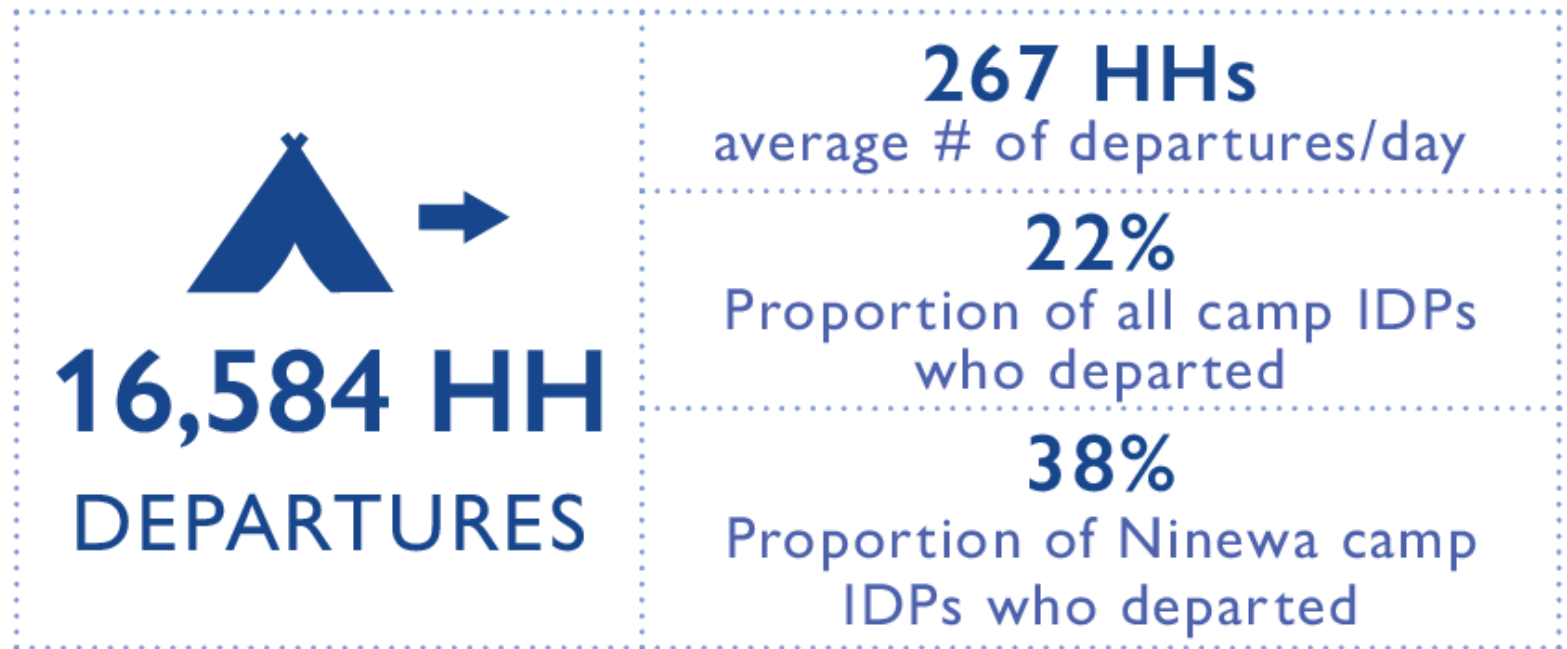


**3% Critical shelters**  
132,906 individuals

# DTM Emergency Tracking: Camp Movements

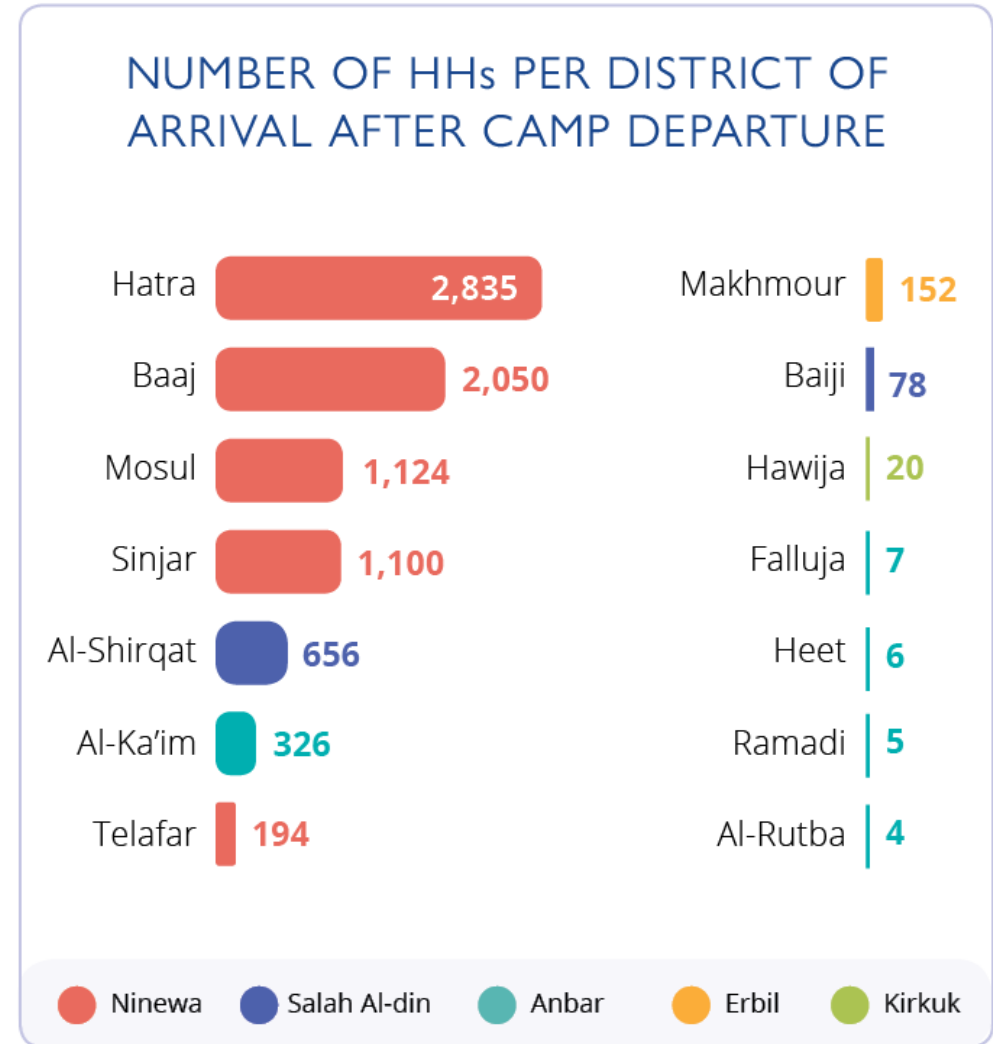
# Latest Camp IDP Movements: Camp Departures

- In the last 2 months (Aug 15-Oct 15), DTM tracked 16,584 households having left camps, mainly in Ninewa and Salah Al-Din with a few in Anbar.
- These departures have occurred mainly in Ninewa and Salah Al-Din with a few in Anbar.
- More specifically, they occurred from Airstrip, followed by Hamam Al-Alil 1, which is now closed, and Salamiyah 1 & 2 (when excluding other closed camps)
- In Ninewa, Hamam Al-Alil 1 has been emptied and is being closed. Most of the households departed from the camp instead of opting to transfer to Hamam Al-Alil. Jeddah 6, Haj Ali and Nimrud camps are also closed.
- In Salah Al-Din, Al-Bsateen camp has been closed, and so are Al-Qadisya and Al-Alam camps.



# Latest Camp IDP Movements: Non-Camp Arrivals

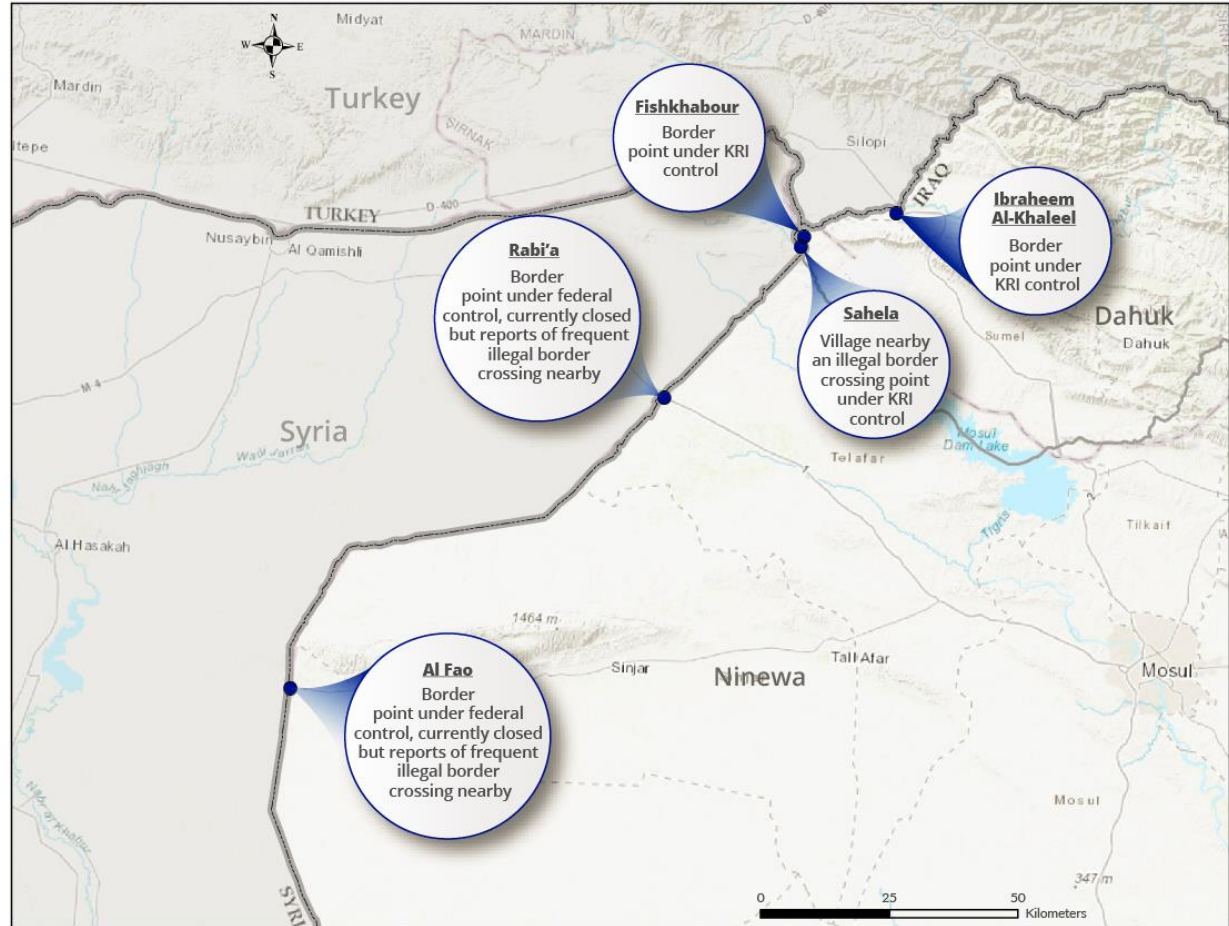
- A total of 8,557 households having displaced/returned to non-camp locations have been recorded in the same reporting period.
- Most of the households arrived in the districts of Hatra, Baaj, Mosul and Sinjar, mainly in the urban centres.
- It is important to note that not all households who have been recorded in these non-camp settings have returned to their areas of origin, and many of the IDPs who left camps are now non-camp IDPs.
- Many of these households, whether returnees or not, are currently living in critical shelters.



# DTM Emergency Tracking: Movements from Syria

# Movements from Syria

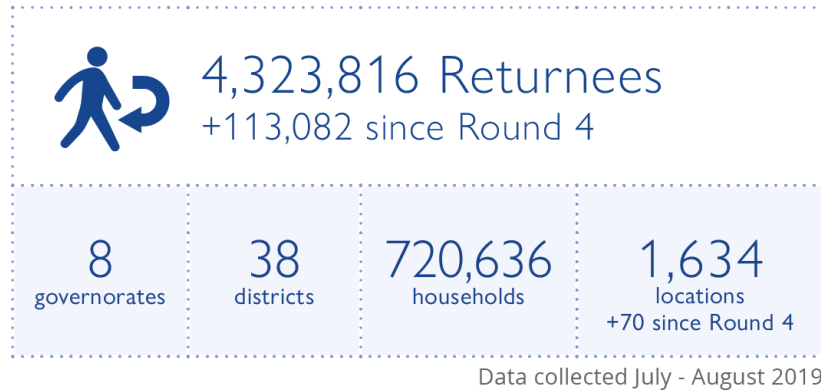
- Today, Oct 17, 622 individuals arrived in Sahela/Waleed.
- This brings the total of individuals having crossed that point in the last 6 days to 1,628.
- All new arrivals from yesterday were transported from the border; 819 people to Bardarash Camp and 5 to Dohuk hospital via ambulance. So far today, 211 individuals were bused to Bardarash.



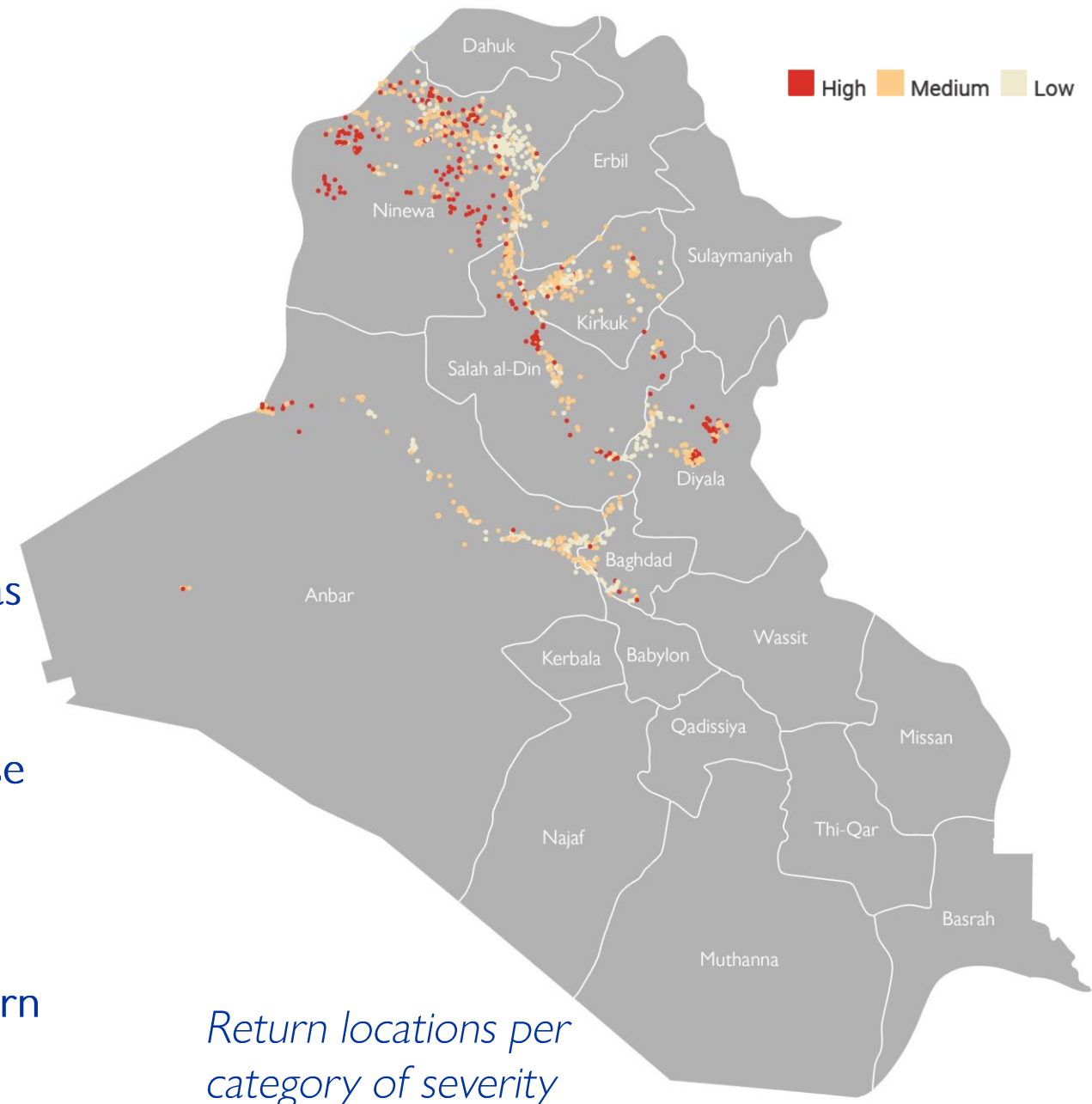


# Return Index

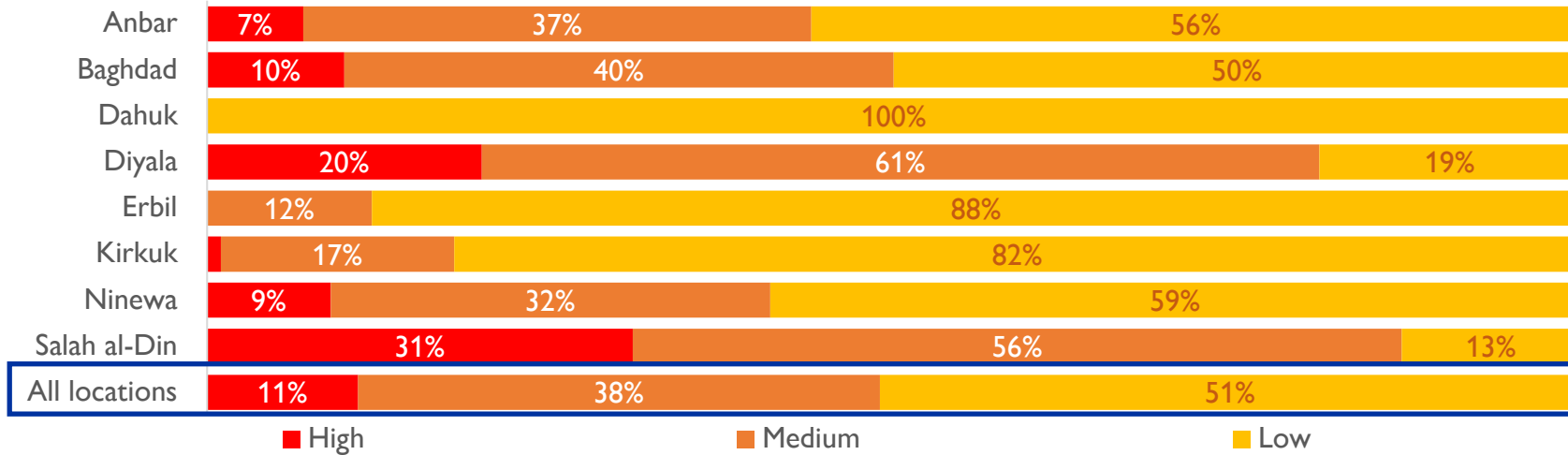
# Return Index




- The data for the 5<sup>th</sup> round of the Return Index was collected during the months of July and August 2019.
- The number of returnees has continued to increase and as of 31 August 2019, an additional 113,082 returnees were identified, reaching a total of 4,323,816 returnees (720,636 families).
- During Round 5, an additional 70 locations of return were assessed.



# Overall Severity




**4,323,816 Returnees**  
 +113,082 since Round 4

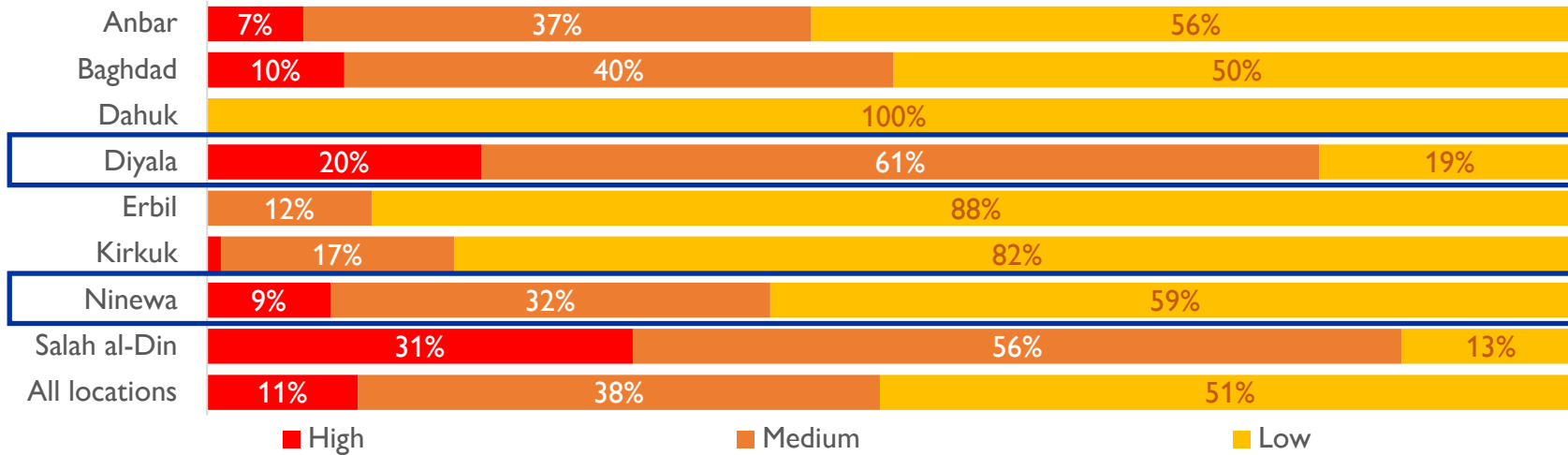
8 governorates    38 districts    720,636 households    1,634 locations  
+70 since Round 4

Data collected July - August 2019

| Governorate  | HIGH             |                  |
|--------------|------------------|------------------|
|              | No. of returnees | No. of locations |
| Anbar        | 86,496           | 23               |
| Baghdad      | 8,532            | 10               |
| Dahuk        | 0                | 0                |
| Diyala       | 44,922           | 38               |
| Erbil        | 0                | 0                |
| Kirkuk       | 4,530            | 5                |
| Ninewa       | 154,674          | 145              |
| Salah al-Din | 196,644          | 55               |
| <b>Total</b> | <b>495,798</b>   | <b>276</b>       |

- Out of the 1,634 return locations assessed, 276 present severe conditions hosting 11 per cent of the returnee population or 495,798 individuals.
- This represents a decrease since the last round, in which 286 of the 1,564 assessed return locations present severe conditions (12% or 514,644 individuals).

# Overall Severity



4,323,816 Returnees  
 +113,082 since Round 4

8 governorates    38 districts    720,636 households    1,634 locations  
 +70 since Round 4

Data collected July - August 2019

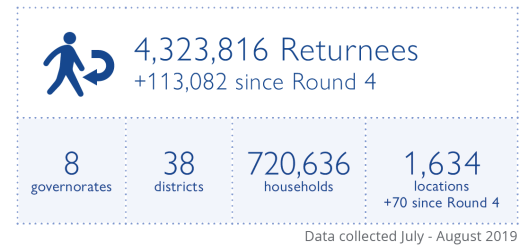
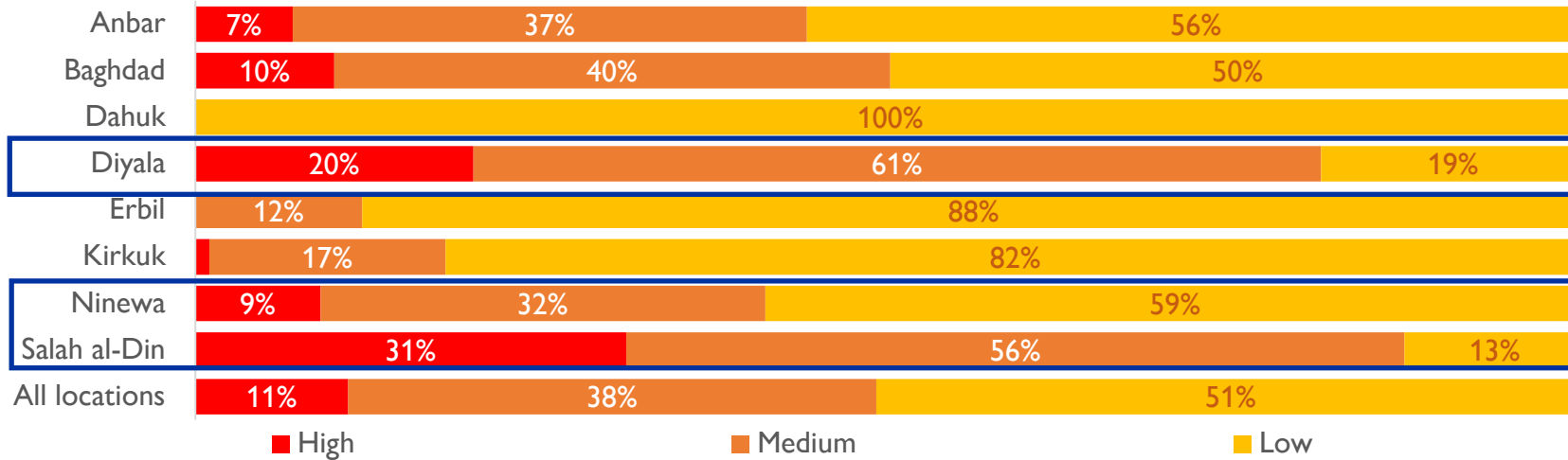
| Governorate  | HIGH             |                  |
|--------------|------------------|------------------|
|              | No. of returnees | No. of locations |
| Anbar        | 86,496           | 23               |
| Baghdad      | 8,532            | 10               |
| Dahuk        | 0                | 0                |
| Diyala       | 44,922           | 38               |
| Erbil        | 0                | 0                |
| Kirkuk       | 4,530            | 5                |
| Ninewa       | 154,674          | 145              |
| Salah al-Din | 196,644          | 55               |
| <b>Total</b> | <b>495,798</b>   | <b>276</b>       |

Comparing the locations assessed in both rounds 4 and 5, a decrease of 39,864 returnees living in severe conditions has been observed.

The largest decreases were observed in Ninewa (26,094) and Diyala (7,722).

This is mainly due to decreases in the districts of Telafar in Ninewa, caused by an improvement of the situation with water supply and reconstruction, in Mosul in Ninewa, mainly in East Mosul, due to improvement in almost all indicators, and Khanaqin in Diyala due to an improvement of electricity and water supply.

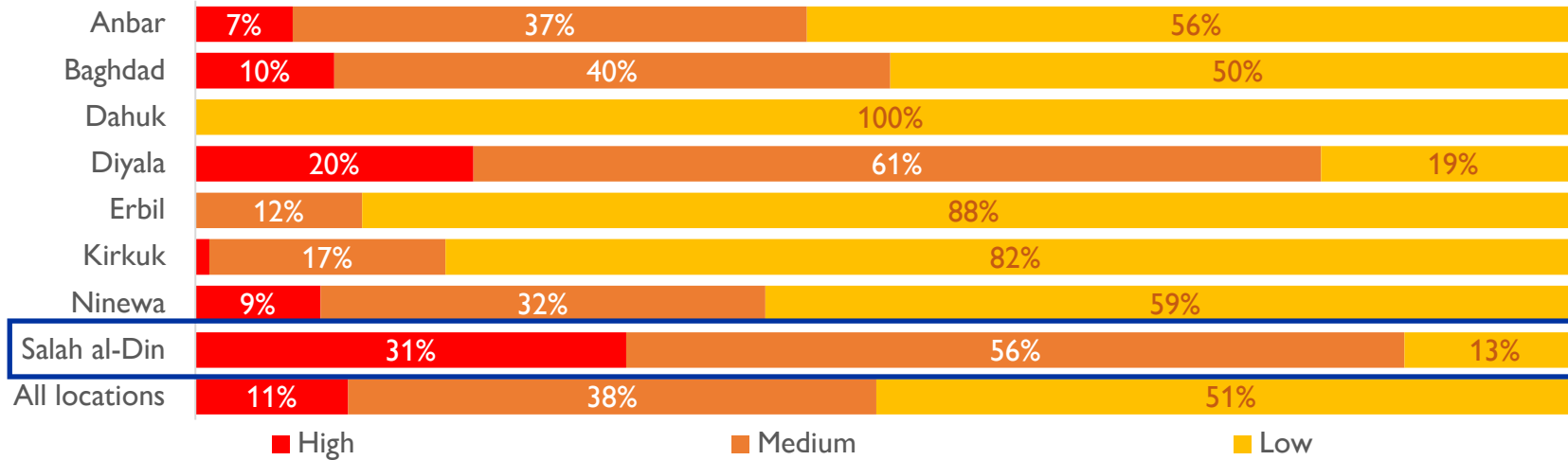
# Overall Severity



| Governorate  | HIGH             |                  |
|--------------|------------------|------------------|
|              | No. of returnees | No. of locations |
| Anbar        | 86,496           | 23               |
| Baghdad      | 8,532            | 10               |
| Dahuk        | 0                | 0                |
| Diyala       | 44,922           | 38               |
| Erbil        | 0                | 0                |
| Kirkuk       | 4,530            | 5                |
| Ninewa       | 154,674          | 145              |
| Salah al-Din | 196,644          | 55               |
| Total        | 495,798          | 276              |

- Ninewa and Salah al-Din remain the governorates hosting the highest number of returnees living in severe conditions. Salah al-Din also presents the highest intra-governorate proportion of returnees living in severe conditions (31%), along with Diyala (20%).
- Salah al-Din Governorate witnessed the increase in the number of returnees living in severe conditions, where an additional 2,418 individuals were found to be living in severe conditions. This was mainly observed in the districts of Balad and Tooze, caused by an increase of the returnee population in the locations with severe conditions.

# Overall Severity



**4,323,816 Returnees**  
 +113,082 since Round 4

8 governorates    38 districts    720,636 households    1,634 locations  
+70 since Round 4

Data collected July - August 2019

| Governorate  | HIGH             |                  |
|--------------|------------------|------------------|
|              | No. of returnees | No. of locations |
| Anbar        | 86,496           | 23               |
| Baghdad      | 8,532            | 10               |
| Dahuk        | 0                | 0                |
| Diyala       | 44,922           | 38               |
| Erbil        | 0                | 0                |
| Kirkuk       | 4,530            | 5                |
| Ninewa       | 154,674          | 145              |
| Salah al-Din | 196,644          | 55               |
| <b>Total</b> | <b>495,798</b>   | <b>276</b>       |

Salah al-Din Governorate witnessed the increase in the number of returnees living in severe conditions, where an additional 2,418 individuals were found to be living in severe conditions.

This was mainly observed in the districts of Balad and Tooz, caused by an increase of the returnee population in the locations with severe conditions.

# Most severe locations of return: 'very high'



| GOVERNORATE   | DISTRICT    | NO. OF RETURNEES                       |
|---|-------------|--|
| Diyala  | Al-Khalis   | 636 individuals in one location        |
|   | Al-Muqdadia | 6,900 individuals across 5 locations   |
|   | Khanaqin    | 240 individuals across 3 locations     |
| Kirkuk  | Daquq       | 108 individuals in one location        |
|   | Kirkuk      | 72 individuals in one location         |
| Ninewa  | Al-Ba'aj    | 444 individuals across 3 locations     |
|   | Hatra       | 426 individuals across 2 locations     |
|   | Sinjar      | 7,560 individuals across 13 locations  |
|   | Telafar     | 8,022 individuals across 7 locations   |
| Salah al-Din  | Balad       | 3,132 individuals in one location      |
|   | Samarra     | 1,800 individuals in one location      |
|   | Tooz        | 9,108 individuals across 5 locations   |
| Total number of returnees in very high severity locations |             | 38,448 individuals across 43 locations |

43 locations in Iraq, hosting 38,448 returnees (1% of the total returnee population), have the most severe conditions ('very high') when all indicators are combined.

The top four of these locations remain in Tooz District in Salah al-Din Governorate, home to 1,320 returnees.

8 locations were added, while 7 were removed in Ninewa, Diyala, and Kirkuk

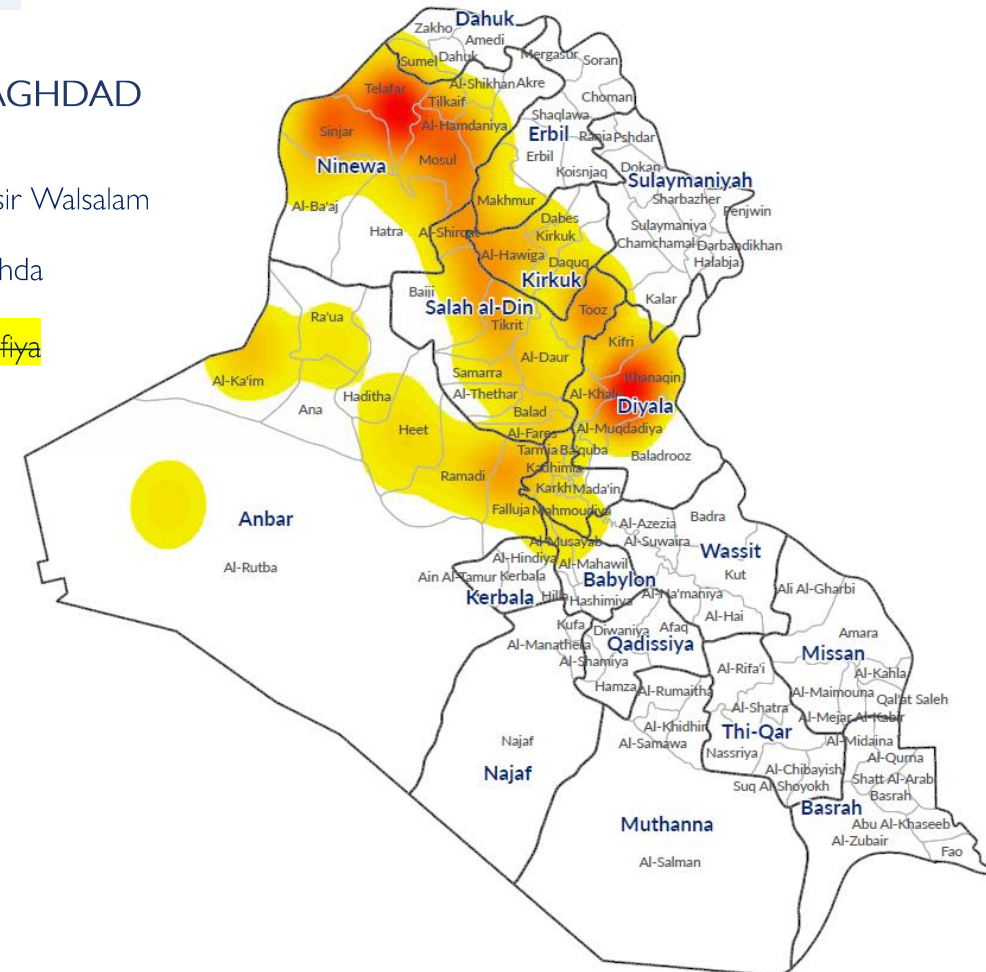
This proportion is comparable to Round 4, which reported 33,234 returnees across 42 locations.

# HOTSPOTS PER GOVERNORATE



Using a combination of score severity on at least one of the scales and the number of families living in the area, 31 hotspots were identified across six governorates.

| NINEWA          | SALAH AL-DIN      | ANBAR           | DIYALA              | KIRKUK    | BAGHDAD           |
|-----------------|-------------------|-----------------|---------------------|-----------|-------------------|
| Markaz Sinjar   | Yathreb           | Al-Rummaneh     | Markaz Al-Muqdadiya | Al-Riyad  | Al-Nasir Walsalam |
| Qaeyrrawan      | Markaz Tooz       | Markaz Al-Ka'im | Jalula              | Al-Abbasy | Meshahda          |
| Al-Shamal       | Al-Amerli         | Markaz Al-Rutba | As-Saadiya          |           | Al-Latifiya       |
| Markaz Telafar  | Suleiman Beg      | Al-Saqlawiyah   |                     |           |                   |
| Ayadiya         | Markaz Baiji      | Al-Garma        |                     |           |                   |
| Zummar          | Markaz Samarra    | Kubaisa         |                     |           |                   |
| Hamam al-Aleel  | Markaz Al-Shirqat |                 |                     |           |                   |
| Al-Shura        | Markaz Tikrit     |                 |                     |           |                   |
| Al-Qahtaniya    |                   |                 |                     |           |                   |
| Markaz Al-Ba'aj |                   |                 |                     |           |                   |
| Markaz Hatra    |                   |                 |                     |           |                   |





THANK YOU